

# CMT-33

## Commercial Modular Trend 33

### Specification wording

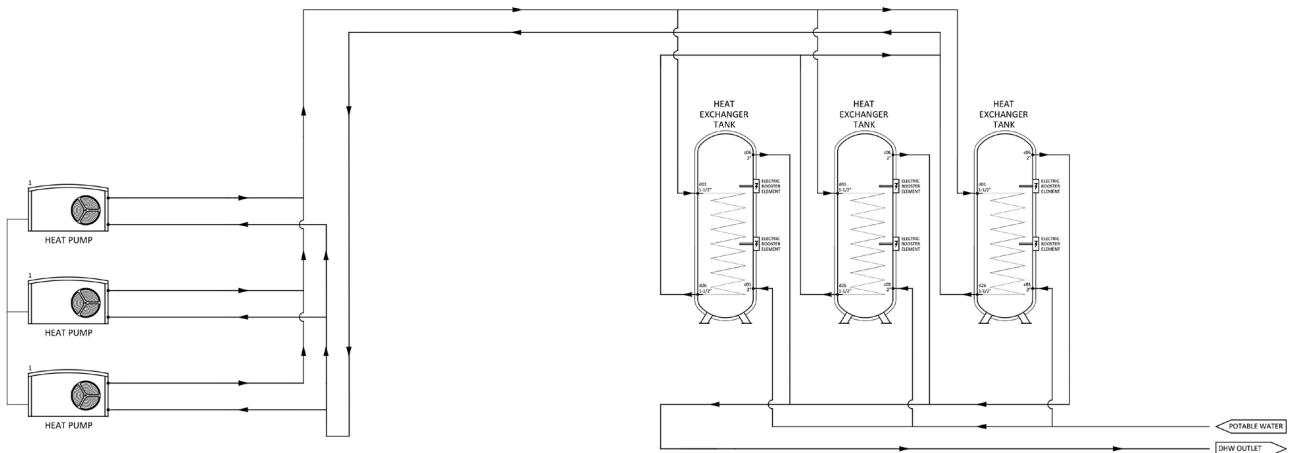
The hot water plant shall be a closed-loop heat pump system meeting the following requirements:

The system shall consist of three (3) WPL-A 07 air-to-water monobloc outdoor heat pump units, each coupled to three (3) 829L nominal domestic hot water (DHW) coil tanks, with a total stored water volume of 2487L. The system shall provide a heating output of 24kW at 5°C ambient air temperature with water temperatures up to 65°C directly from the tanks, without reliance on additional electric boosting. The heat pumps shall be capable of achieving flow temperatures up to 75°C and operate on R454C, a low Global Warming Potential (GWP) refrigerant. The installation can be done internal or external.

The heat pumps shall operate in a true cascade, managed by a centralised Heat Pump Manager to ensure uniform machine scheduling and optimal efficiency. The system shall be equipped with an Internet Service Gateway connected to the Heat Pump Manager and a network router/switch to enable remote service visibility and building management system (BMS) integration via MODBUS protocol.

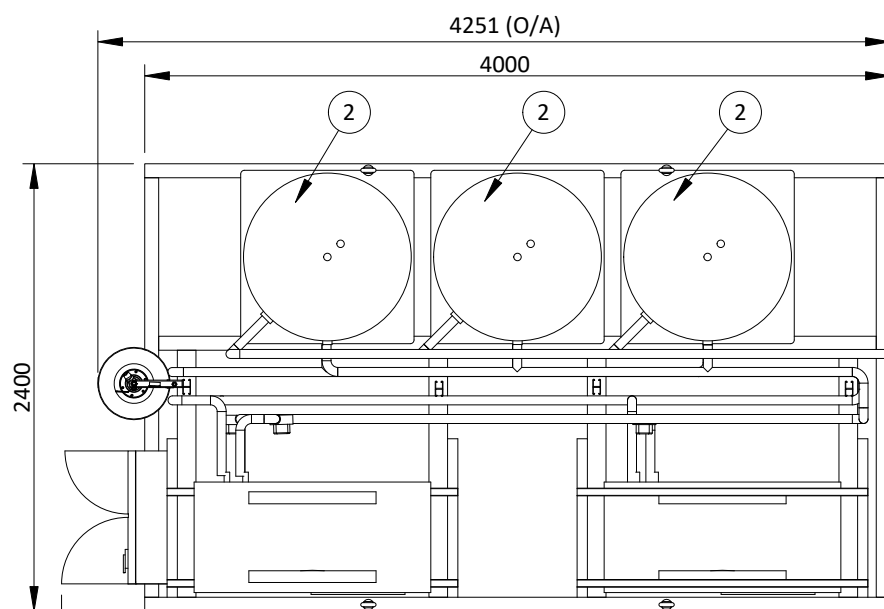
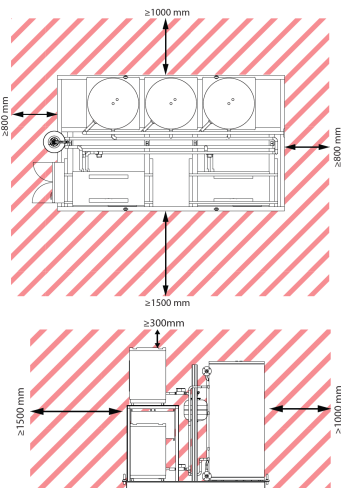
The system shall require a connected load of 130A at 230VAC, be WaterMark certified, and be suitable for outdoor installation. Each installation shall include a 40A/PH 415V central control panel for manual selection and monitoring tank temperature, ambient air temperature, and system performance metrics. The system shall comply with all relevant Australian Standards and be configured for long-term efficiency and reliability.

Package Name	CMT-33
HP Type	WPL A-07
QTY	3
Tanks	3
Heating Cylinder Volume (L)	2487
Min. Spatial Requirement (m2)	12.69
Dry Weight (kg)	861.00
Wet Weight (kg)	3348.00
Connected load (A)	130.00
Peak Draw (kW)	35.10
Electrical Box Sub Main (V)	40A/PH 415V

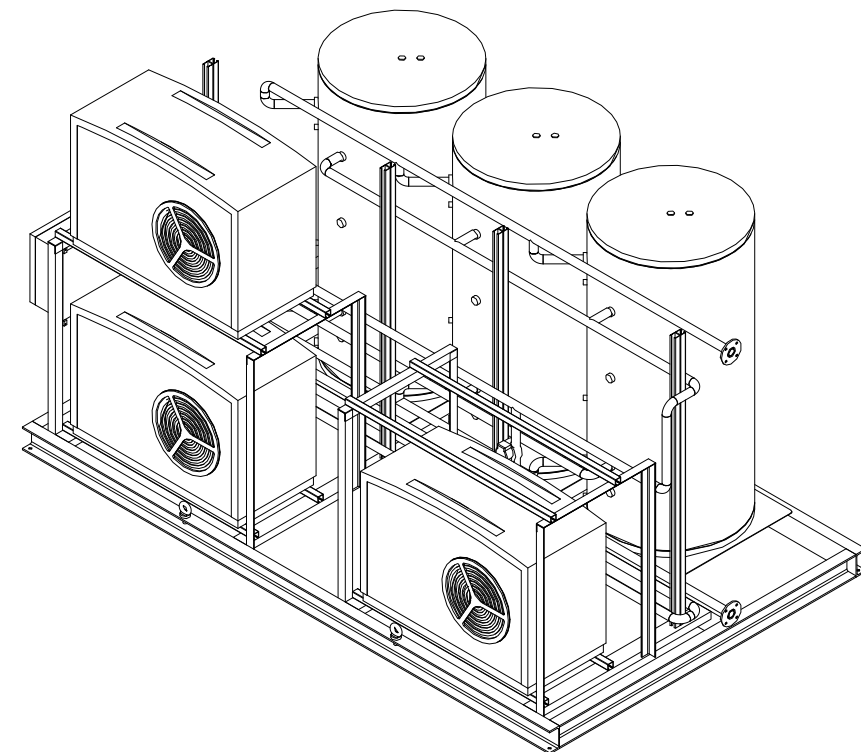


Clearances required for serviceability and system performance.

If minimum clearances can not be adhered to contact Stiebel Eltron for more information.

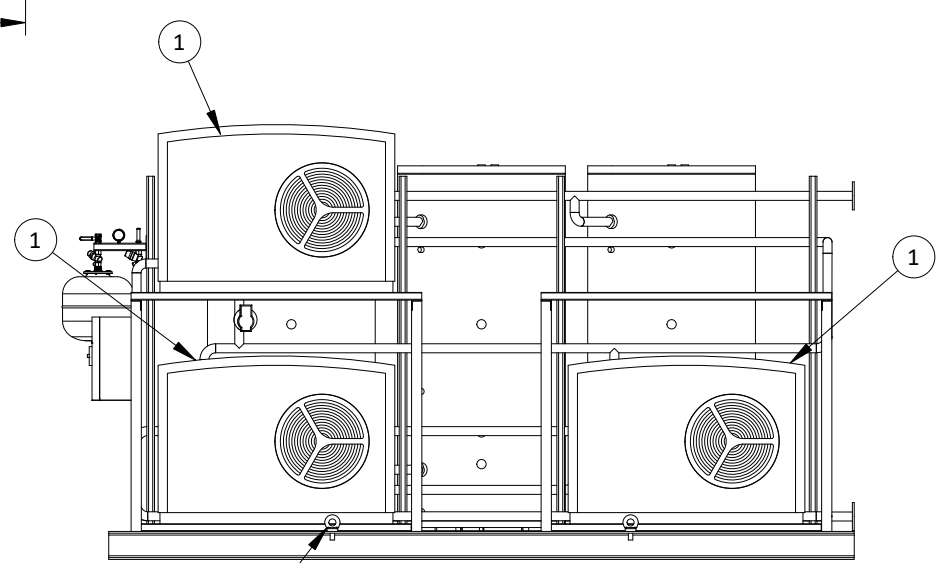
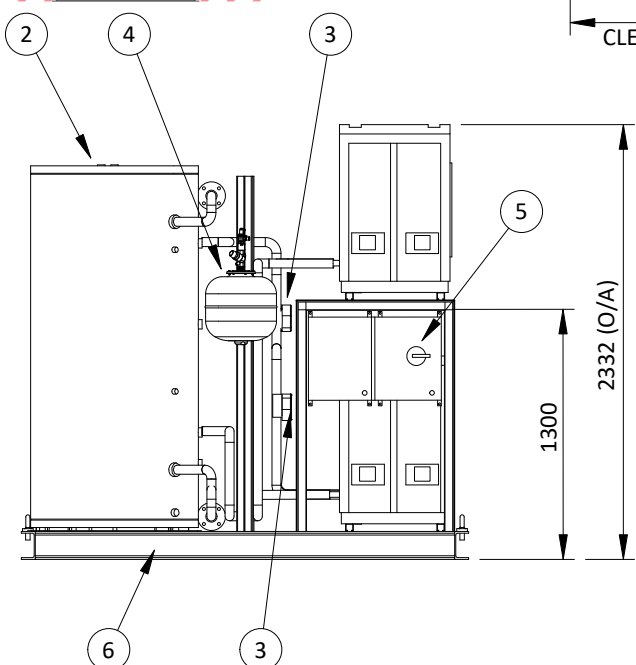


HOT & COLD WATER INLET

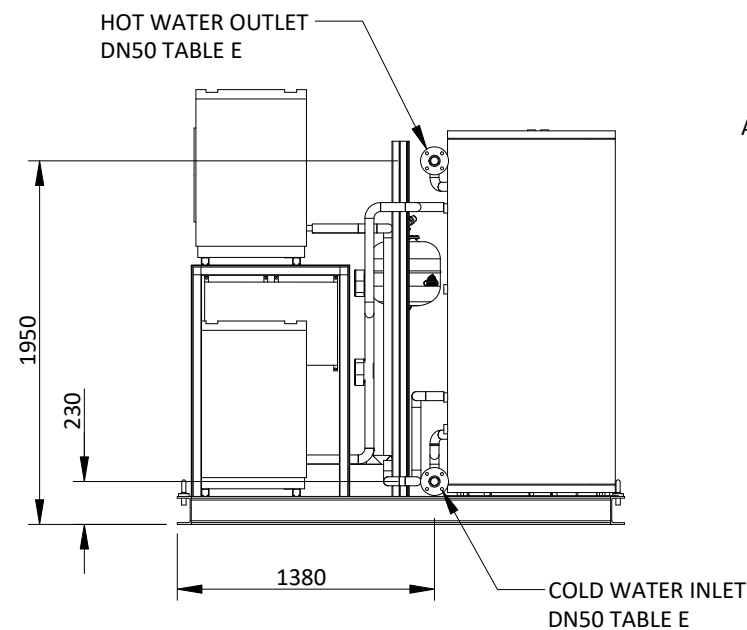


ISOMETRIC VIEW ADDED FOR CLARITY

1000 CLEARANCE

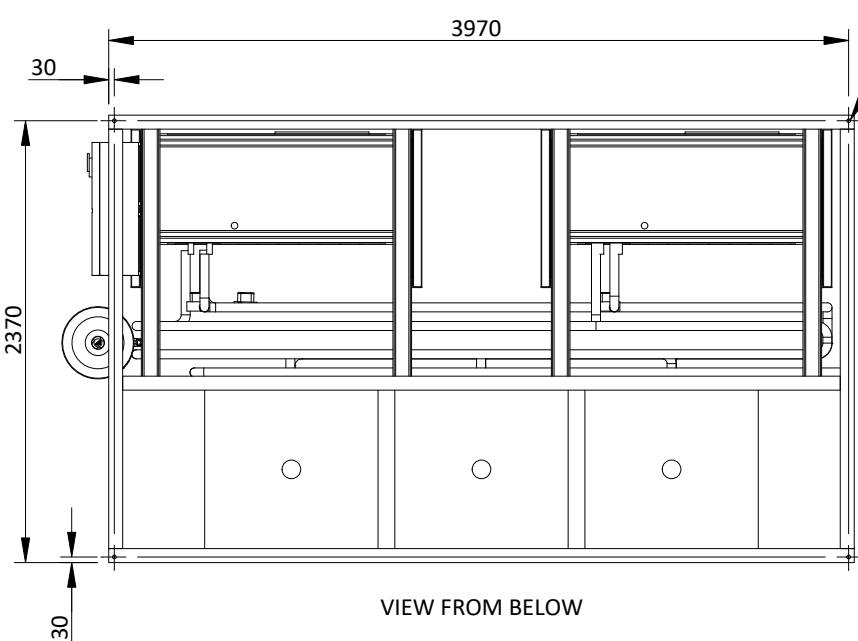


4 x LIFTING LUGS TO AS2317



HOT WATER OUTLET DN50 TABLE E

COLD WATER INLET DN50 TABLE E



4 x HOLD DOWN HOLES Ø 24 BOTTOM FLANGE ONLY

VIEW FROM BELOW

NOTES:

- MINOR FASTENERS, SOME PIPE SUPPORTS AND INSULATION NOT SHOWN FOR CLARITY.
- STRUCTURAL STEEL GALVANISED TO AS4680.
- PIPING PRESSIT COPPER WITH 25mm EPDM FOIL BACKED INSULATION.
- SKID TO BE INSTALLED ON A LEVEL SLAB. FOR ANY VARIATION IN FLOOR LEVEL SHIMS SHALL BE USED TO SUIT SKID NATURAL SHAPE.
- RECOMMENDED 1.2m CLEARANCE ON ALL SIDES FOR SERVICE ACCESS
- WHEN LIFTING WITH LIFT LUGS A SPREADER BAR WITH MINIMUM 2.4m WIDTH MUST BE USED TO AVOID DAMAGING THE EQUIPMENT.
- APPROXIMATE DRY WEIGHT: 1,740 kg  
APPROXIMATE WET WEIGHT: 4,670 kg

ITEM	PART No	DESCRIPTION	QTY
6		STRUCTURAL SKID FRAME	1
5		ELECTRICAL CONTROL PANEL	1
4		EXPANSION TANK AND ACCESORIES	1
3		STIEBEL ELTRON WATER PUMP	3
2		STIEBEL ELTRON OUTDOOR TANK	3
1		STIEBEL ELTRON WPL-A 07 HEAT PUMP	3

UNLESS OTHERWISE SPECIFIED DIMENSIONS ARE IN MILLIMETERS THIRD ANGLE PROJECTION FABRICATION TOLERANCE: ± 2.0mm MACHINED TOLERANCE: ± 0.5mm			THIS DRAWING IS CONFIDENTIAL AND THE PROPERTY OF RUBIGO GROUP PTY LTD. REPRODUCTION OR DISTRIBUTION RIGHTS ARE RESERVED EXCLUSIVELY TO RUBIGO GROUP PTY LTD UNLESS OTHERWISE AGREED		
A	13/05/2025	FIRST RELEASE	JM	TS	BR
REV	DATE	DESCRIPTION	DRN	CHK	APP
SIZE: A3		SCALE: N.T.S		DO NOT SCALE DRAWING	
TEMPLATE: B0099-DWG-ADM-G-0001					



GENERAL ARRANGEMENT DOMESTIC HOT WATER SYSTEM CM-T 33 SKID CONFIGURATION ARTICLE ID: 207794		
DWG No: B1186-DWG-GAD-M-0003	SHEET: 1/1	REV: A