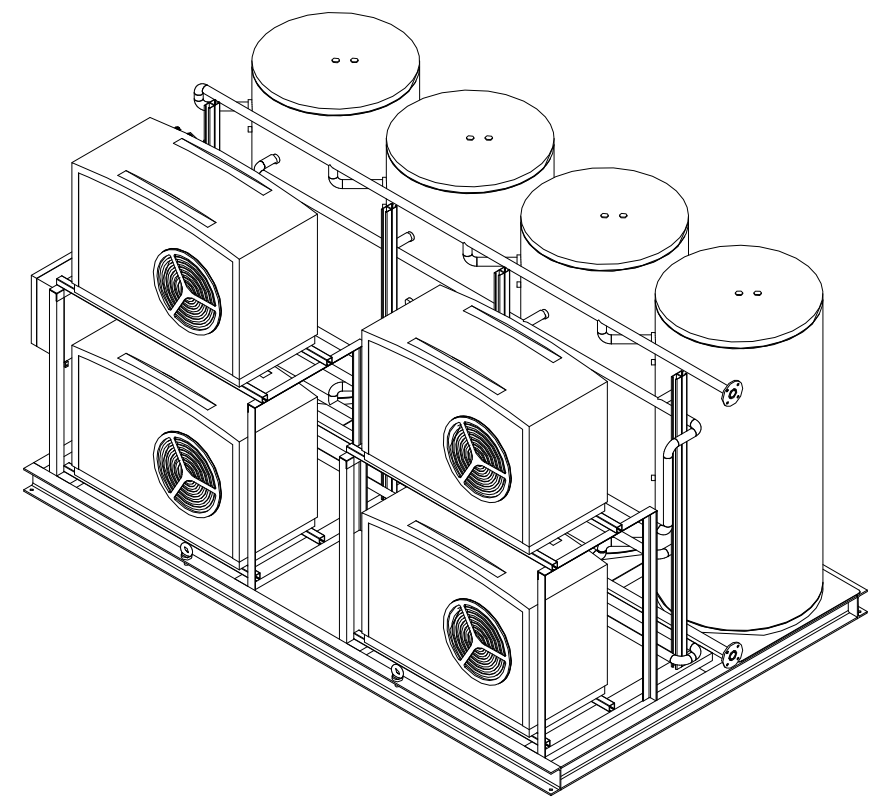
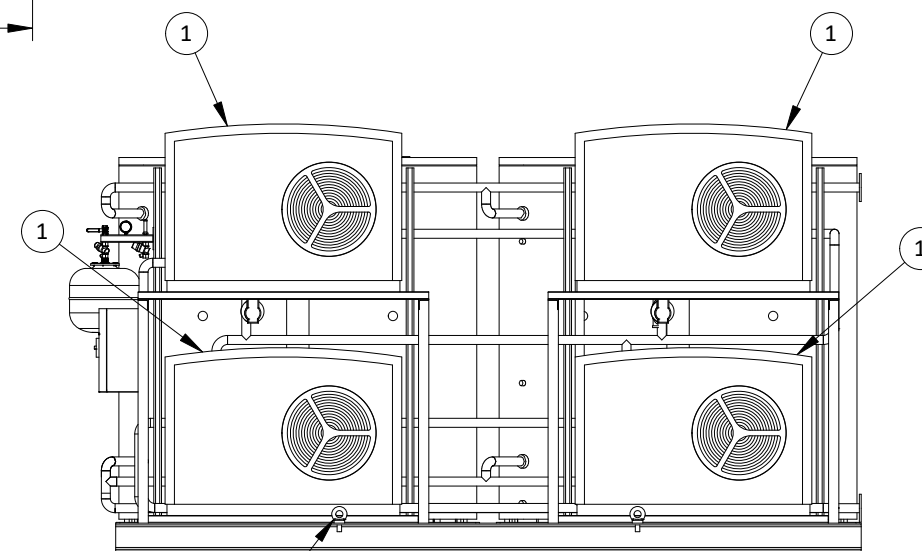
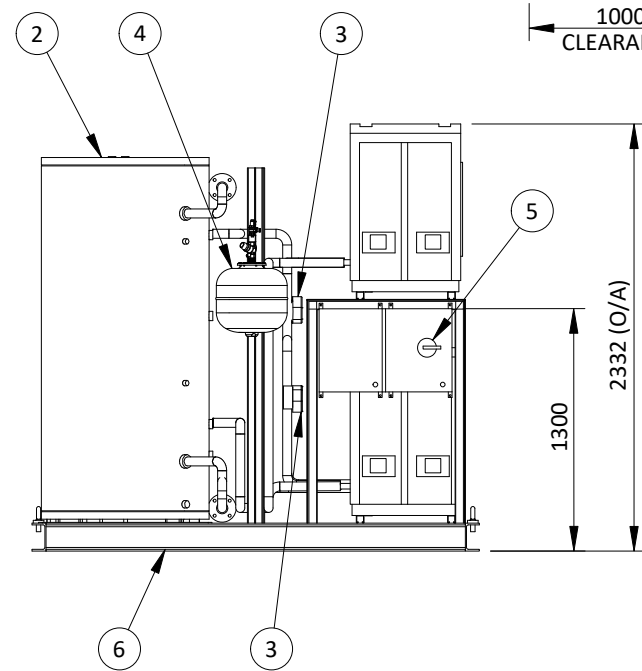


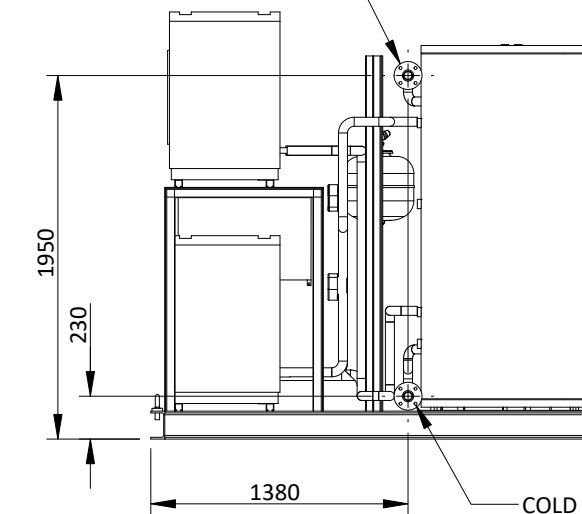
HOT & COLD WATER INLET



ISOMETRIC VIEW  
ADDED FOR CLARITY

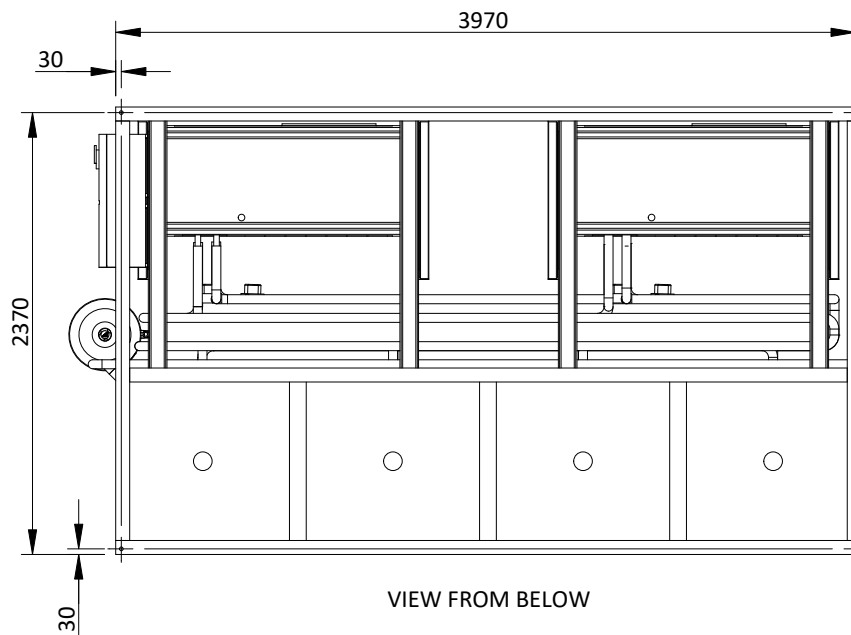


HOT WATER OUTLET  
DN50 TABLE E



COLD WATER INLET  
DN50 TABLE E

4 x LIFTING LUGS  
TO AS2317



VIEW FROM BELOW

NOTES:

- MINOR FASTENERS, SOME PIPE SUPPORTS AND INSULATION NOT SHOWN FOR CLARITY.
- STRUCTURAL STEEL GALVANISED TO AS4680.
- PIPING PRESSIT COPPER WITH 25mm EPDM FOIL BACKED INSULATION.
- SKID TO BE INSTALLED ON A LEVEL SLAB. FOR ANY VARIATION IN FLOOR LEVEL SHIMS SHALL BE USED TO SUIT SKID NATURAL SHAPE.
- RECOMMENDED 1.2m CLEARANCE ON ALL SIDES FOR SERVICE ACCESS
- WHEN LIFTING WITH LIFT LUGS A SPREADER BAR WITH MINIMUM 2.4m WIDTH MUST BE USED TO AVOID DAMAGING THE EQUIPMENT.
- APPROXIMATE DRY WEIGHT: 2,130 kg  
APPROXIMATE WET WEIGHT: 5,980 kg

ITEM	PART No	DESCRIPTION	QTY
6		STRUCTURAL SKID FRAME	1
5		ELECTRICAL CONTROL PANEL	1
4		EXPANSION TANK AND ACCESORIES	1
3		STIEBEL ELTRON WATER PUMP	4
2		STIEBEL ELTRON OUTDOOR TANK	4
1		STIEBEL ELTRON WPL-A 07 HEAT PUMP	4

GENERAL ARRANGEMENT  
DOMESTIC HOT WATER SYSTEM  
CM-T 44 SKID CONFIGURATION  
ARTICLE ID: 207795

DWG No: B1186-DWG-GAD-M-0004 SHEET: 1/1 REV: A

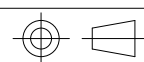
UNLESS OTHERWISE SPECIFIED  
DIMENSIONS ARE IN MILLIMETERS  
THIRD ANGLE PROJECTION  
FABRICATION TOLERANCE: ± 2.0mm  
MACHINED TOLERANCE: ± 0.5mm

THIS DRAWING IS CONFIDENTIAL AND  
THE PROPERTY OF RUBIGO GROUP PTY  
LTD. REPRODUCTION OR DISTRIBUTION  
RIGHTS ARE RESERVED EXCLUSIVELY TO  
RUBIGO GROUP PTY LTD UNLESS  
OTHERWISE AGREED

**STIEBEL ELTRON**

REV	DATE	DESCRIPTION	DRN	CHK	APP
A	13/05/2025	FIRST RELEASE	JM	TS	BR

SIZE: A3 SCALE: N.T.S  
DO NOT SCALE DRAWING



TEMPLATE: B0099-DWG-ADM-G-0001