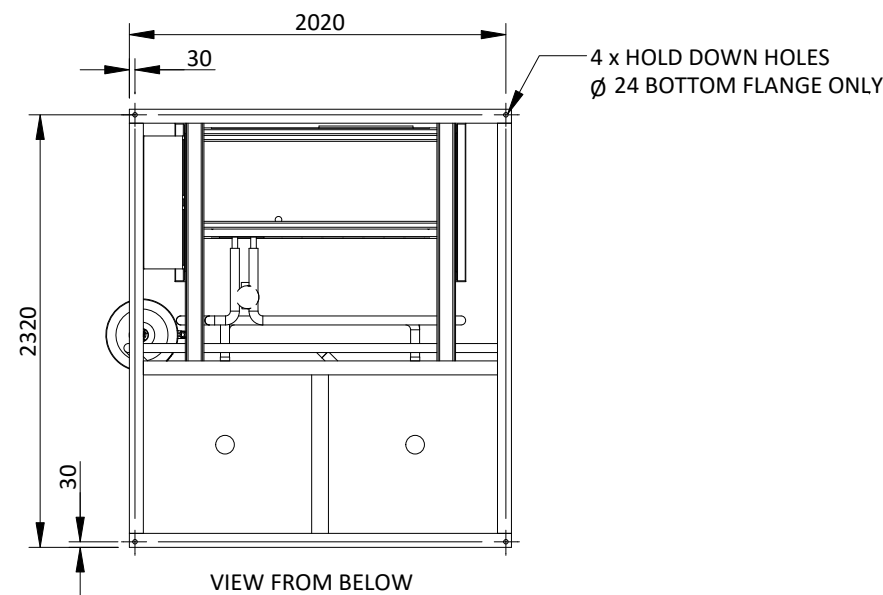
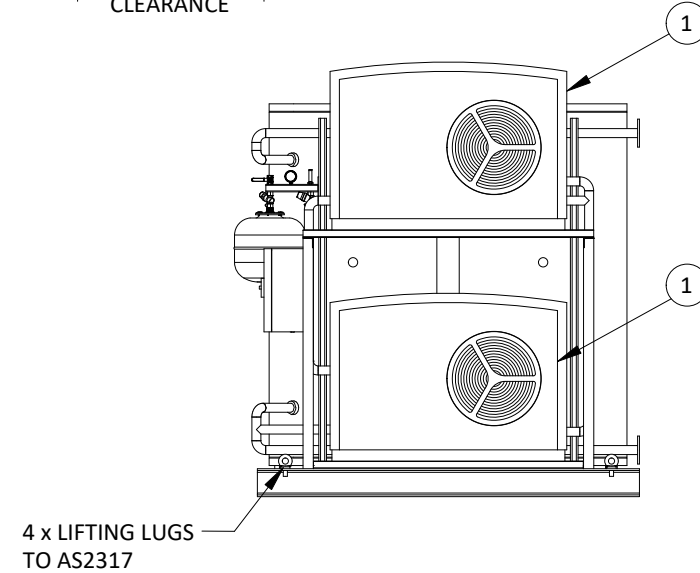
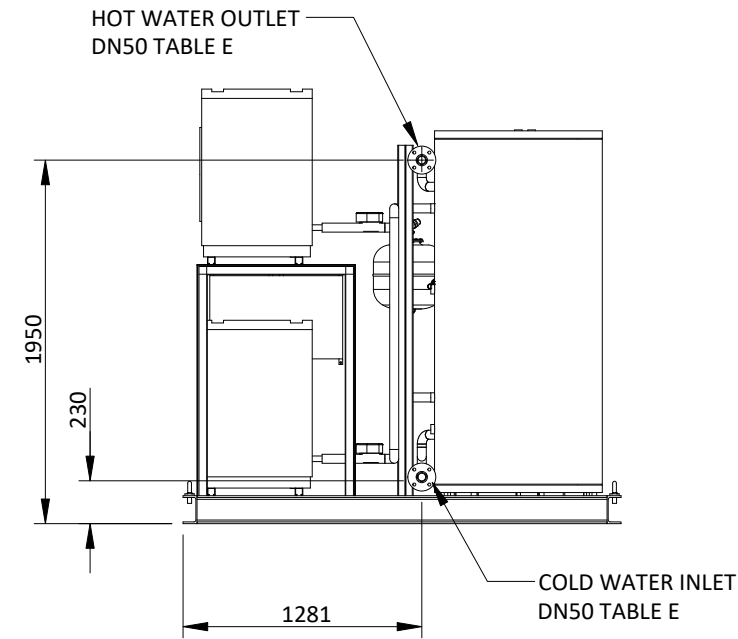
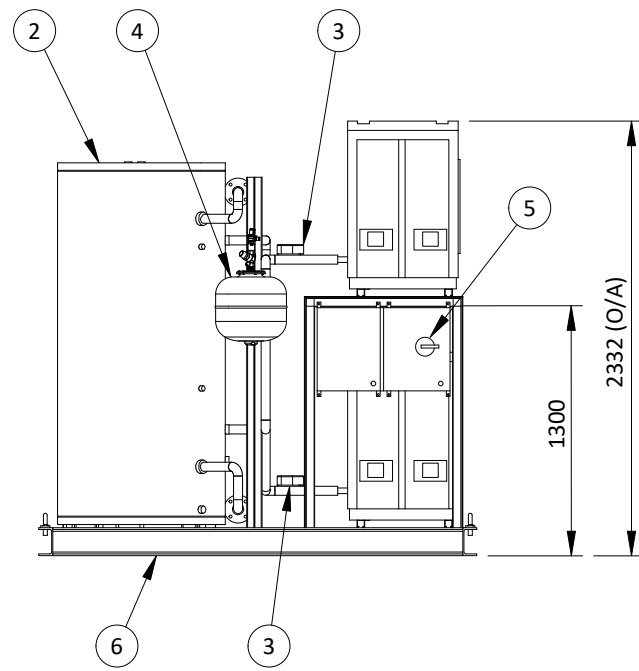


ISOMETRIC VIEW  
ADDED FOR CLARITY



NOTES:

1. MINOR FASTENERS, SOME PIPE SUPPORTS AND INSULATION NOT SHOWN FOR CLARITY.
2. STRUCTURAL STEEL GALVANISED TO AS4680.
3. PIPING PRESSIT COPPER WITH 25mm EPDM FOIL BACKED INSULATION.
4. SKID TO BE INSTALLED ON A LEVEL SLAB. FOR ANY VARIATION IN FLOOR LEVEL SHIMS SHALL BE USED TO SUIT SKID NATURAL SHAPE.
5. RECOMMENDED 1.2m CLEARANCE ON ALL SIDES FOR SERVICE ACCESS
6. WHEN LIFTING WITH LIFT LUGS A SPREADER BAR WITH MINIMUM 2.4m WIDTH MUST BE USED TO AVOID DAMAGING THE EQUIPMENT.
7. APPROXIMATE DRY WEIGHT: 990 kg  
APPROXIMATE WET WEIGHT: 2,910 kg

ITEM	PART No	DESCRIPTION	QTY
6		STRUCTURAL SKID FRAME	1
5		ELECTRICAL CONTROL PANEL	1
4		EXPANSION TANK AND ACCESORIES	1
3		STIEBEL ELTRON WATER PUMP	2
2		STIEBEL ELTRON OUTDOOR TANK	2
1		STIEBEL ELTRON WPL-A 07 HEAT PUMP	2

GENERAL ARRANGEMENT DOMESTIC HOT WATER SYSTEM CM-T 22 SKID CONFIGURATION ARTICLE ID: 207792			
DWG No:	B1186-DWG-GAD-M-0002	SHEET:	1/1
REV:	A		

UNLESS OTHERWISE SPECIFIED  
DIMENSIONS ARE IN MILLIMETERS  
THIRD ANGLE PROJECTION  
FABRICATION TOLERANCE: ± 2.0mm  
MACHINED TOLERANCE: ± 0.5mm

THIS DRAWING IS CONFIDENTIAL AND  
THE PROPERTY OF RUBIGO GROUP PTY  
LTD. REPRODUCTION OR DISTRIBUTION  
RIGHTS ARE RESERVED EXCLUSIVELY TO  
RUBIGO GROUP PTY LTD UNLESS  
OTHERWISE AGREED

SIZE: A3 SCALE: N.T.S  
DO NOT SCALE DRAWING

**STIEBEL ELTRON**

REV	DATE	DESCRIPTION	DRN	CHK	APP
A	13/05/2025	FIRST RELEASE	JM	TS	BR